

American Standard[®]

WATER HEATERS

SETTING THE **NEW** STANDARD

2026
PRODUCT CATALOG
COMPLETE LINE



The background of the advertisement is a deep blue color with a pattern of water droplets and bubbles, creating a fresh and clean aesthetic. The text is centered and reads:

American Standard[®]
WATER HEATERS



CONTENTS

RESIDENTIAL WATER HEATERS

Electric

DEMAND RESPONSE TOP CONNECT	6
TOP CONNECT	7
LOW BOY SIDE CONNECT	8
POINT OF USE	9

Gas

LOW NOX ATMOSPHERIC	10
ULTRA LOW NOX ATMOSPHERIC	11
HEAVY DUTY LOW NOX ATMOSPHERIC	12
HEAVY DUTY ULTRA-LOW NOX ATMOSPHERIC	13
POWER VENT	14

COMMERCIAL WATER HEATERS

Electric

LIGHT DUTY	17
LIGHT DUTY 80-GALLON	18
POINT OF USE	19
HEAVY DUTY	20

Gas

LIGHT DUTY LOW NOX	21
LIGHT DUTY ULTRA-LOW NOX	22
HEAVY DUTY LOW NOX	23
HEAVY DUTY ULTRA-LOW NOX	24

Storage

STORAGE TANKS	25
WARRANTY	26
NOTES	27

Residential Water Heaters

American Standard Water Heaters is a leader in delivering reliable, diverse water heating solutions to fit any residential installation. Our ongoing commitment to homeowners is to provide the best quality products, services, and value to the industry.

Residential

RESIDENTIAL WATER HEATERS

Features & Benefits



GLASS-LINED TANK

Inner tank glass-lined with DURA-GLAS™ and fired at 1600°F for optimum protection against corrosion.




BRASS DRAIN VALVE

All models include full-port, high-flow brass drain valve for fast servicing.




TEMPERATURE AND PRESSURE RELIEF VALVE

Factory provided ASME rated T&P valve. Top or side connections provide installation flexibility.




ANODE ROD

Protects against corrosion and extends tank life.



SELF-CLEANING DIP TUBE

Turbulence inducing, polypropylene cold water inlet-tube.



FACTORY INSTALLED DIELECTRIC HOT & COLD WATER CONNECTION WITH HEAT-TRAPS

3/4" NPT water connections extend tank life and ease installations. Heat-traps reduce heat loss in water piping.



EXTRA ANODE ROD WARRANTY EXTENSION

Warranty extension from 6 to 12 years; tank only.



AUTOMATIC GAS VALVE THERMOSTAT

Automatic thermostat with built-in gas pressure regulation; also incorporates energy cut-off system to prevent abnormally high water temperature for added safety and maximum reliability.



DEMAND RESPONSE TOP CONNECT

Residential Electric Water Heaters

40 & 50 Gallon Capacities
208 or 240 V Single Phase

Features

- ELECTRONIC TEMPERATURE CONTROL
- I-MEMORY
- ECOPORT CERTIFIED
- USER-FRIENDLY LCD DISPLAY
- DAILY SCHEDULING
- DRYFIRE PROTECTION
- DUAL HEATING ELEMENTS
- DUAL MAGNESIUM ANODE RODS
- 12-YEAR LIMITED TANK WARRANTY AND 6-YEAR PARTS WARRANTY

Performance

- UP TO 0.93 UEF
- UP TO 67 GALLONS FIRST HOUR RATING (FHR)
- MEETS OR EXCEEDS EFFICIENCY REQUIREMENTS OF THE DEPARTMENT OF ENERGY



SPECIFICATIONS AND APPLICATION DATA

DIMENSIONS IN INCHES

MODEL NUMBER	NOMINAL VOLUME (GAL)	DOE RATED CAPACITY (GAL)	FIRST HOUR RATING (GAL)	UNIFORM ENERGY FACTOR (UEF)	GPH RECOVERY AT 90° RISE (GAL)	ELEMENT WATTAGE (WATT)	JACKET DIAM (IN)	FLOOR TO	APPROX. SHIP WEIGHT (LBS)
								TOP OF WATER FITTINGS (IN)	
TALL									
ENS40T-DR-12	40	36	54	0.93	21	4,500	20 1/4	51 1/4	117
ENS50T-DR-12	50	46	61	0.92	21	4,500	22 1/4	50 3/4	136
HIGH									
ENS40H-DR-12	40	36	58	0.92	21	4,500	18 1/4	63 1/2	120
ENS50H-DR-12	50	46	67	0.92	21	4,500	20 1/4	61 3/4	142

SCAN HERE!

For more info about the
DEMAND RESPONSE
TOP CONNECT



TOP CONNECT

Residential Electric Water Heaters

Features

- FULLY AUTOMATIC SURFACE MOUNTED THERMOSTATS
- DUAL HEATING ELEMENTS

Performance

- UP TO 0.93 UEF
- UP TO 60 GALLONS FIRST HOUR RATING (FHR)
- HFO FOAM INSULATED
- MEETS OR EXCEEDS EFFICIENCY REQUIREMENTS OF THE DEPARTMENT OF ENERGY

30, 40, & 50 Gallon Capacities
208 or 240 V Single Phase
Up to 6,000 Watts Power



SPECIFICATIONS AND APPLICATION DATA

DIMENSIONS IN INCHES

MODEL NUMBER	NOMINAL CAPACITY (GAL)	DOE RATED CAPACITY (GAL)	FIRST HOUR RATING (GAL)	STANDARD WATTAGE (WATT)	MAXIMUM WATTAGE (WATT)	GPH RECOVERY AT 90° RISE (GAL)	UNIFORM ENERGY FACTOR (UEF)	JACKET DIAM (IN)	FLOOR TO	APPROX. SHIP WEIGHT (LBS)
									TOP OF WATER FITTINGS (IN)	
TALL										
ENS30T-6	30	27	41	4,500	6,000	21	0.92	18 ¼	50	95
ENS40T-6	40	36	51	4,500	6,000	21	0.92	20 ¼	51 ¼	107
ENS50T-6	50	45	60	4,500	6,000	21	0.92	22 ¼	50 ¾	114
HIGH										
ENS40H-6	40	37	51	4,500	6,000	21	0.92	18 ¼	63 ½	116
ENS50H-6	50	45	65	4,500	6,000	21	0.92	20 ¼	61 ¾	140
LOW BOY										
ENS30LU-6	29	27	40	4,500	6,000	21	0.93	22 ¼	34 ½	100
ENS40LU-6	38	36	41	4,500	6,000	21	0.91	24 ¼	36 ½	111
ENS50LU-6	46	42	52	4,500	6,000	21	0.93	26 ¼	36 ½	146
ENS30LUB-6'	30	28	40	4,500	4,500	21	0.92	19 ¾	32	100
ENS40LUB-6'	40	36	50	4,500	4,500	21	0.92	22 ¼	34	126

*Insulation blanket required to achieve UEF value. Water heater dimensions indicated are prior to installing insulation blanket. Blanket will be included with water heater. The blanket adds 3 inches to the tank height and 6 inches to tank diameter.

SCAN HERE!
For more info about the
TOP CONNECT



LOW BOY SIDE CONNECT

Residential Electric Water Heaters

30, 40, & 50 Gallon Capacities
208 or 240 V Single Phase
Up to 6,000 Watts Power

Features

- FULLY AUTOMATIC SURFACE MOUNTED THERMOSTATS
- DUAL HEATING ELEMENTS

Performance

- UP TO .93 UEF
- UP TO 55 GALLONS FIRST HOUR RATING (FHR)
- HFO FOAM INSULATED
- AHRI CERTIFIED AND LISTED
- MEETS OR EXCEEDS EFFICIENCY REQUIREMENTS OF THE DEPARTMENT OF ENERGY



Globally Recognized. Industry Respected.



SPECIFICATIONS AND APPLICATION DATA

DIMENSIONS IN INCHES

MODEL NUMBER	NOMINAL CAPACITY (GAL)	DOE RATED CAPACITY (GAL)	FIRST HOUR RATING (GAL)	STANDARD WATTAGE (WATT)	MAXIMUM WATTAGE (WATT)	GPH RECOVERY @ 90° RISE (GAL)	UNIFORM ENERGY FACTOR (UEF)	JACKET DIAM (IN)	FLOOR TO	APPROX. SHIP WEIGHT (LBS)
									TOP OF WATER FITTINGS (IN)	
LOW BOY										
ENS30L-6	30	27	44	4,500	6,000	21	0.93	22 ¼	25 ¼	100
ENS40L-6	38	36	46	4,500	6,000	21	0.92	24 ¼	26 ¾	111
ENS50L-6	46	41	55	4,500	6,000	21	0.92	26 ¼	26	146

SCAN HERE!

For more info about the
LOW BOY SIDE CONNECT



POINT OF USE

Residential Electric Water Heaters

Features

- FULLY AUTOMATIC SURFACE MOUNTED THERMOSTATS
- IMMERSED HEATING ELEMENT
- TOP & SIDE WATER CONNECTIONS

Performance

- HFO FOAM INSULATED
- MEETS OR EXCEEDS EFFICIENCY REQUIREMENTS OF THE DEPARTMENT OF ENERGY



2 ½, 6, 12, & 20 Gallon Capacities
120, 208, or 240 V Single Phase
Up to 6,000 Watts Power



Model CE-2 ½-AS



Model CE-20-AS

SPECIFICATIONS AND APPLICATION DATA

DIMENSIONS IN INCHES

MODEL NUMBER	NOMINAL CAPACITY (GAL)	DOE RATED CAPACITY (GAL)	STANDARD WATTAGE (WATT)	MAXIMUM WATTAGE (WATT)	JACKET DIAM (IN)	FLOOR TO	
						TOP WATER FITTINGS (IN)	APPROX. SHIP WEIGHT (LBS)
SIDE CONNECTED							
CE-2 1/2-AS	2.5	2.5	1,440	1,500	10	13 ¾	23
TOP AND SIDE CONNECTED							
CE-6-AS	6	6	1,500	4,500	13 ¾	15 ½	39
CE-12-AS	12	12	1,500	5,500	15 ¾	22	61
CE-20-AS	20	19	1,500	6,000	18 ¾	25 ¼	78

SCAN HERE!

For more info about the POINT OF USE



LOW NOx ATMOSPHERIC

Residential Gas Water Heaters

Features

- VAPORSHIELD TECHNOLOGY
- TRADITIONAL MECHANICAL GAS VALVE
- SPARK IGNITER
- FACTORY INSTALLED ENERGY CUT-OFF SYSTEM

Performance

- UP TO 0.65 UEF
- UP TO 86 GALLONS FIRST HOUR RATING (FHR)
- HFO FOAM INSULATED
- SELECT MODELS CERTIFIED TO 10,100 FEET
- CSA DESIGN CERTIFIED
- AHRI ENERGY CERTIFIED

30, 40 & 50 Gallon Capacities
Tall & Low Boy Configurations
Up to 40k BTU Input
Natural & LP Gas



SPECIFICATIONS AND APPLICATION DATA

DIMENSIONS IN INCHES

MODEL NUMBER	NOMINAL CAPACITY (GAL)	DOE RATED CAPACITY (GAL)	FIRST HOUR RATING (GAL)	BTU INPUT NAT & LP GAS (BTU)	GPH RECOVERY @ 90° RISE (GAL)	UNIFORM ENERGY FACTOR (UEF)	FOAM THICKNESS (IN)	JACKET DIAM (IN)	FLOOR TO			APPROX. SHIP WEIGHT (LBS)
									TOP OF VENT (IN)	TOP OF WATER FITTINGS (IN)	VENT DIAM (IN)	
TALL												
GSN30T1-3-6	30	29	72	35,000	33	0.60	1	16 ½	62 ¼	60 ½	3	131
GSN40T1-3-6*	40	38	74	40,000	38	0.60	1	18 ½	62 ½	60 ¾	3	142
GSN50T1-3-6**	50	47	86	40,000	38	0.65	1	20 ½	61	59 ¼	3	154
GSN30T2-3-6	30	29	69	35,000	33	0.60	2	18 ½	62 ¼	60 ½	3	137
GSN40T2-3-6*	40	38	70	40,000	38	0.59	2	20 ½	62 ½	60 ¾	3	151
GSN50T2-3-6**	50	47	82	40,000	38	0.63	2	22 ½	61	59 ¼	3	161
LOW BOY												
GSN40L2-3-6	40	38	64	37,000	35	0.60	2	22 ½	52 ½	50 ½	3	135
GSN50L2-3-6	50	48	78	40,000	38	0.65	2	24 ½	53	51 ¼	3	177

*Model certified to 10,100 feet

** Model certified to 7,800 feet

SCAN HERE!

For more info about the
LOW NOx ATMOSPHERIC



ULTRA-LOW NO_x ATMOSPHERIC

Residential Gas Water Heaters

Features

- ULTRA-LOW NO_x BURNER
- VAPORSHIELD TECHNOLOGY
- TRADITIONAL MECHANICAL GAS VALVE
- SPARK IGNITER
- FACTORY INSTALLED ENERGY CUT-OFF SYSTEM

Performance

- Up TO 0.66 UEF
- UP TO 86 GALLONS FIRST HOUR RATING (FHR)
- HFO FOAM INSULATED
- SELECT MODELS CERTIFIED TO 10,100 FEET
- CSA DESIGN CERTIFIED
- AHRI ENERGY CERTIFIED



30, 40 & 50 Gallon Capacities
Tall & Low Boy Configurations
Up to 40k BTU Input
Natural Gas



SPECIFICATIONS AND APPLICATION DATA

DIMENSIONS IN INCHES

MODEL NUMBER	NOMINAL CAPACITY (GAL)	DOE RATED CAPACITY (GAL)	FIRST HOUR RATING (GAL)	BTU INPUT NAT GAS (BTU)	GPH RECOVERY @ 90° RISE (GAL)	UNIFORM ENERGY FACTOR (UEF)	FOAM THICKNESS (IN)	JACKET DIAM (IN)	FLOOR TO		VENT DIAM (IN)	APPROX. SHIP WEIGHT (LBS)
									TOP OF VENT (IN)	TOP OF WATER FITTINGS (IN)		
TALL												
GN30T1-3-6	30	29	70	35,000	33	0.60	1	16 ½	62 ¼	60 ½	3	134
GN40T1-3-6*	40	38	68	40,000	38	0.59	1	18 ½	62 ½	60 ¾	3	145
GN50T1-3-6*	50	47	85	40,000	38	0.63	1	20 ½	61	59 ¼	3	161
GN30T2-3-6	30	29	67	35,000	33	0.60	2	18 ½	62 ¼	60 ½	3	137
GN40T2-3-6*	40	38	73	40,000	38	0.60	2	20 ½	62 ½	60 ¾	3	154
GN50T2-3-6*	50	47	86	40,000	38	0.66	2	22 ½	61	59 ¼	3	167
LOW BOY												
GN30L2-3-6	30	29	66	35,000	33	0.60	2	20 ½	50 ¾	48 ¾	3	137
GN40L2-3-6	40	38	62	37,000	35	0.60	2	22 ½	52 ½	50 ½	3	153
GN50L2-3-6	50	48	78	40,000	38	0.65	2	24 ½	53	51 ¼	3	183

*Model certified to 10,100 feet

SCAN HERE!
For more info about the
ULTRA-LOW NO_x
ATMOSPHERIC



HEAVY DUTY LOW NOx ATMOSPHERIC

Residential Gas Water Heaters

75 & 100 Gallon Capacities
76k & 80k BTU Input
Natural & LP Gas

Features

- TRADITIONAL MECHANICAL GAS VALVE
- SPARK IGNITER
- ADJUSTABLE TO 160°F
- COMBUSTION CHAMBER DOOR
- FACTORY INSTALLED ENERGY CUT-OFF SYSTEM

Performance

- UP TO 0.60 UEF
- UP TO 135 GALLONS FIRST HOUR RATING (FHR)
- HFO FOAM INSULATED.
- ETL LISTED WITH INTERTEK
- AHRI ENERGY CERTIFIED



SPECIFICATIONS AND APPLICATION DATA

DIMENSIONS IN INCHES

MODEL NUMBER	NOMINAL CAPACITY (GAL)	DOE RATED CAPACITY (GAL)	FIRST HOUR RATING (GAL)	BTU INPUT NAT & LP GAS (BTU)	GPH RECOVERY @ 100° RISE (GAL)	UNIFORM ENERGY FACTOR (UEF)	JACKET DIAM (IN)	FLOOR TO		VENT DIAM (IN)	APPROX. SHIP WEIGHT (LBS)
								TOP OF VENT (IN)	TOP OF WATER FITTINGS (IN)		
G-75T2 AS	75	73	135	76,000	74	0.60	26 1/2	69 1/4	66 1/4	4	397
G-100T2 AS	100	95	124	83,000	78	0.57	28 1/2	74	71	4	531

SCAN HERE!

For more info about the
HEAVY DUTY LOW
NOx ATMOSPHERIC



HEAVY DUTY ULTRA-LOW NO_x ATMOSPHERIC

Residential Gas Water Heaters

75 & 100 Gallon Capacities

76k & 80k BTU Input

Natural Gas

Features

- TRADITIONAL MECHANICAL GAS VALVE
- SPARK IGNITER
- ADJUSTABLE TO 160°F
- COMBUSTION CHAMBER DOOR
- FACTORY INSTALLED ENERGY CUT-OFF SYSTEM
- FULL SIZE HAND-HOLE CLEANOUT
- HEAVY DUTY LEGS

Performance

- UP TO 0.60 UEF
- UP TO 125 GALLONS FIRST HOUR RATING (FHR)
- HFO FOAM INSULATED
- ETL LISTED WITH INTERTEK
- AHRI ENERGY CERTIFIED



SPECIFICATIONS AND APPLICATION DATA

DIMENSIONS IN INCHES

MODEL NUMBER	NOMINAL CAPACITY (GAL)	DOE RATED CAPACITY (GAL)	FIRST HOUR RATING (GAL)	BTU INPUT NAT GAS (BTU)	GPH RECOVERY AT 100° RISE (GAL)	UNIFORM ENERGY FACTOR (UEF)	JACKET DIAM (IN)	FLOOR TO		VENT DIAM (IN)	APPROX SHIP WEIGHT (LBS)
								TOP OF VENT (IN)	TOP OF WATER FITTINGS (IN)		
PLR 75-76 AS-6	75	70	93	76,000	74	0.60	26 3/4	68 1/2	65 1/4	4	330
PLR 100-76 AS-6	100	93	125	76,000	74	0.58	28 1/2	73 1/4	70 1/4	4	516

SCAN HERE!

For more info about the
HEAVY DUTY ULTRA-LOW
NO_x ATMOSPHERIC



POWER VENT

Residential Gas Water Heaters

Features

- INTELLIGENT GAS CONTROL
- LED CONTROL LIGHT
- BUILT-IN GAS PRESSURE REGULATION
- VAPORSHIELD TECHNOLOGY
- SIGHT GLASS WINDOW
- FACTORY INSTALLED ENERGY CUT-OFF SYSTEM

Performance

- UP TO 0.71 UEF
- UP TO 110 GALLONS FIRST HOUR RATING (FHR)
- HFO FOAM INSULATED
- CSA DESIGN CERTIFIED
- AHRI ENERGY CERTIFIED

40 & 50 Gallon Capacities
Short & Tall Configurations
Up to 63k BTU Input
Natural & LP Gas



SPECIFICATIONS AND APPLICATION DATA

DIMENSIONS IN INCHES

MODEL NUMBER	NOMINAL CAPACITY (GAL)	DOE RATED CAPACITY (GAL)	FIRST HOUR RATING (GAL)	BTU INPUT NAT & LP GAS (BTU)	GPH RECOVERY @ 90° RISE (GAL)	UNIFORM ENERGY FACTOR (UEF)	JACKET DIAM (IN)	FLOOR TO		VENT DIAM (IN)	APPROX. SHIP WEIGHT (LBS)
								TOP OF VENT (IN)	TOP OF WATER FITTINGS (IN)		
TALL											
PV40TLN V2	40	38	78	40,000	43	0.70	20 ¼	68 ¼	60 ¾	3	140
PV50TLN V2	50	48	81	40,000	43	0.70	22 ½	66 ½	59 ¼	3	156
PV40TLN50 V2	40	38	83	50,000	51	0.70	20 ¼	66 ¼	61 ¼	3	185
PV50TLN65 V2	48	47	107	63,000	69	0.71	22 ½	67	58 ¾	3	214
SHORT											
PV40SLN V2	40	39	71	40,000	40	0.64	22 ½	58	51	3	172
PV50SLN V2	50	48	80	40,000	43	0.69	24 ½	58 ½	51	3	223
PV50SLN65 V2	48	47	110	63,000	69	0.69	24 ½	58 ¾	50 ½	3	253

SCAN HERE!

For more info about the
POWER VENT



American Standard[®]
WATER HEATERS

Commercial Water Heaters

American Standard Water Heaters offers a complete line of products for all commercial water heating needs. Our commercial line features the revolutionary DURA-GLAS™ glass-lined tanks to ensure greater durability. Our commercial models meet all current standards including: CSA, UL, ASME, ETL Intertek, and ASHRAE.

Commercial

COMMERCIAL WATER HEATERS

Features & Benefits



DURA-GLAS™ ENAMEL, HEAVY DUTY MULTI FLUE STEEL TANK

Fired at 1600°F for optimum protection against corrosion.



BRASS DRAIN VALVE

All models include full-port, high-flow brass drain valve for fast servicing.



TEMPERATURE AND PRESSURE RELIEF VALVE

Factory provided. ASME rated T&P valve.




ANODE ROD

Protects against corrosion and extends tank life.



FULL SIZED HAND-HOLE CLEANOUT

Allows easy tank inspections and/or removal of sediment deposits on select models.



FULLY ADJUSTABLE CONTROL

Up to 180°F temperature.



PERFORMANCE ASSURED

All gas products are test-fired in the factory to ensure trouble-free installation and years of reliable service.



LIGHT DUTY

Commercial Electric Water Heaters

Features

- FLEXIBLE DESIGN TO MEET DIFFERENT REQUIREMENTS
- DUAL HEATING ELEMENTS
- TURBULENCE-INDUCING DIP TUBE
- FULLY AUTOMATIC SURFACE MOUNTED THERMOSTATS

Performance

- UEF of 0.92
- HFO FOAM INSULATED
- MEETS OR EXCEEDS SAFETY AND EFFICIENCY REQUIREMENTS



30, 40, & 50 Gallon Capacities
120 to 480 V Single or Three-Phase
3,000 to 12,000 Watts Power



SPECIFICATIONS AND APPLICATION DATA

DIMENSIONS IN INCHES

MODEL NUMBER	NOMINAL CAPACITY (GAL)	DOE RATED CAPACITY (GAL)	STANDARD VOLTAGE (V)	ELEMENT WATTAGE (WATT)	MAXIMUM WATTAGE (WATT)	UNIFORM ENERGY FACTOR (UEF)	JACKET DIAM (IN)	FLOOR TO	APPROX. SHIP WEIGHT (LBS)
								TOP OF WATER FITTINGS (IN)	
LDS-CE-30T	30	27	240	4,500	12,000	0.92	18 ¼	50	95
LDS-CE-40T	40	36	240	4,500	12,000	0.92	20 ¼	51 ¼	113
LDS-CE-50T	50	45	240	4,500	12,000	0.92	22 ¼	50 ¾	129

SCAN HERE!

For more info about the
LIGHT DUTY



LIGHT DUTY 80-GALLON

Commercial Electric Storage Water Heaters

Features

- FLEXIBLE DESIGN TO MEET DIFFERENT REQUIREMENTS
- DUAL HEATING ELEMENTS
- TURBULENCE-INDUCING DIP TUBE
- FULLY AUTOMATIC SURFACE MOUNTED THERMOSTATS

Performance

- HFO FOAM INSULATED
- MEETS OR EXCEEDS SAFETY AND EFFICIENCY REQUIREMENTS

80 Gallon Capacity
277V Single Phase
12.2 kW



SPECIFICATIONS AND APPLICATION DATA

DIMENSIONS IN INCHES

MODEL NUMBER	NOMINAL CAPACITY (GAL)	DOE RATED CAPACITY (GAL)	STANDARD VOLTAGE (V)	MAXIMUM WATTAGE (WATT)	DRAIN VALVE (IN)	SIDE T&P (IN)	JACKET DIAM (IN)	WATER SPREAD (IN)	FLOOR TO	APPROX. SHIP WEIGHT (LBS)
									TOP OF HEATER (IN)	
LDS-CE-80T	80	73	277	12,200	4	54 1/2	24 1/2	50	62	234

SCAN HERE!

For more info about the LIGHT DUTY 80-Gallon



POINT OF USE

Commercial Electric Water Heaters

Features

- FIELD CONVERTIBLE TO MEET DIFFERENT REQUIREMENTS
- FULLY AUTOMATIC SURFACE MOUNTED THERMOSTAT
- IMMERSED HEATING ELEMENT
- TOP & SIDE WATER CONNECTIONS
- FULL FLOW BRASS DRAIN VALVE
- TEMPERATURE AND PRESSURE RELIEF VALVE

Performance

- HFO FOAM INSULATED
- MEETS OR EXCEEDS SAFETY AND EFFICIENCY REQUIREMENTS

6, 10, 15, & 20 Gallon Capacities
120, 208, 240, 277, or 480 V Single Phase
2.0kW to 6.0kW



SPECIFICATIONS AND APPLICATION DATA

DIMENSIONS IN INCHES

MODEL NUMBER	NOMINAL CAPACITY (GAL)	DOE RATED CAPACITY (GAL)	STANDARD VOLTAGE (V)	STANDARD WATTAGE (WATT)	MAXIMUM WATTAGE (WATT)	HOT/COLD INLETS (IN)	APROX SHIP WGT (LBS)
CE-6 120V	6	6	120	2,000	2,000	¾ NPT	32
CE-10 120V	10	10	120	2,000	6,000	¾ NPT	46
CE-10 277V	10	10	277	3,000	6,000	¾ NPT	46
CE-15 120V	15	15	120	2,000	6,000	¾ NPT	55
CE-20 120V	20	19	120	2,000	6,000	¾ NPT	64

SCAN HERE!

For more info about the
POINT OF USE



HEAVY DUTY

Commercial Electric Water Heaters

9 basic models with 56 unique UL approved wattage and electrical phase conversion kits

Features

- FLEXIBLE DESIGN TO MEET DIFFERENT REQUIREMENTS
- WIDE VARIETY OF CONVERSION KITS
- DRY-FIRE PROTECTION & REDUCED LIME ACCUMULATION
- INDIVIDUAL FULLY AUTOMATIC SURFACE THERMOSTAT FOR EACH HEATING ELEMENT
- FACTORY INSTALLED FUSE BOX
- FACTORY PRE-WIRED CONTROL BOX
- FULL SIZE HAND-HOLE CLEANOUT

Performance

- HFO FOAM INSULATED
- MEETS OR EXCEEDS SAFETY AND EFFICIENCY REQUIREMENTS



52, 80, & 120 Gallon Capacities
208 to 480 V Single or Three-Phase
13,500 to 54,000 Watts Power



SPECIFICATIONS AND APPLICATION DATA

DIMENSIONS IN INCHES

MODEL NUMBER	NOMINAL CAPACITY (GAL)	MINIMUM WATTAGE (WATT)	MAXIMUM WATTAGE (WATT)	JACKET DIAM (IN)	FLOOR TO	
					HOT WATER OUTLET (IN)	APPROX. SHIP WEIGHT (LBS)
CE-G2-52	52	13,500	54,000	24 3/4	54	271
CE-G2-80	80	13,500	54,000	28 1/4	59	366
CE-G2-120	119	13,500	54,000	30 1/4	70	483

SCAN HERE!

For more info about the
HEAVY DUTY



LIGHT DUTY LOW NOx

Commercial Gas Water Heaters

Features

- AUTOMATIC GAS THERMOSTAT ADJUSTABLE TO 180°F
- EASY ACCESS TO BURNER AND PILOT
- FULL SIZE HAND-HOLE CLEANOUT
- SMALL VENT SIZE & TOP MOUNT WATER CONNECTIONS
- FURNISHED WITH FOUR HEAVY GAUGE STEEL LEGS
- FACTORY INSTALLED ENERGY CUT-OFF SYSTEM

Performance

- HFO FOAM INSULATED
- TESTED & LISTED WITH ETL-INTERTEK

75 & 100 Gallon Capacities
76k & 80k BTU Input
Natural & LP Gas



SPECIFICATIONS AND APPLICATION DATA

DIMENSIONS IN INCHES

MODEL NUMBER	NOMINAL CAPACITY (GAL)	BTU INPUT NAT & LP GAS (BTU)	GPH RECOVERY @ 100° RISE (GAL)	VENT DIAM (IN)	JACKET DIAM (IN)	FLOOR TO		VENT DIAM (IN)	APPROX. SHIP WEIGHT (LBS)
						TOP OF VENT (IN)	TOP OF WATER FITTINGS (IN)		
D-75-76 AS	75	76,000	74	4	26 ½	69 ¼	66 ¼	4	400
D-100-83 AS	100	83,000	78	4	28 ½	74	71	4	530

SCAN HERE!

For more info about the LIGHT DUTY LOW NOx



LIGHT DUTY ULTRA-LOW NOx

Commercial Gas Water Heaters

Features

- ULTRA-LOW NOx BURNER
- ELECTRONIC DIRECT SPARK IGNITION
- AUTOMATIC GAS THERMOSTAT ADJUSTABLE TO 180°F
- COMBUSTION CHAMBER DOOR
- FULL SIZE HAND-HOLE CLEANOUT
- SMALL VENT SIZE & TOP MOUNT WATER CONNECTIONS
- FURNISHED WITH HEAVY GAUGE STEEL LEGS

Performance

- HFO FOAM INSULATED
- TESTED & LISTED WITH ETL-INTERTEK

75 & 100 Gallon Capacities

76k BTU Input

Natural & LP Gas



SPECIFICATIONS AND APPLICATION DATA

DIMENSIONS IN INCHES

MODEL NUMBER	NOMINAL CAPACITY (GAL)	BTU INPUT NAT & LP GAS (BTU)	GPH RECOVERY @ 100° RISE (GAL)	JACKET DIAM (IN)	FLOOR TO		VENT DIAM (IN)	APPROX. SHIP WEIGHT (LBS)
					TOP OF VENT (IN)	TOP OF WATER FITTINGS (IN)		
PLC 75-76	75	76,000	74	26 3/4	68 1/2	65 1/4	4	400
PLC 100-76	100	76,000	74	28 1/2	73 1/4	70 1/4	4	516

*For Propane (LP) Gas Model Add suffix "LP"; For SCAQMD Low NOx Model Add prefix "N"

SCAN HERE!

For more info about the LIGHT DUTY ULTRA-LOW NOx



HEAVY DUTY LOW NOx

Commercial Gas Water Heaters

Features

- AUTOMATIC MOTORIZED FLUE DAMPER
- ELECTRONIC DIRECT SPARK IGNITION
- AUTOMATIC GAS THERMOSTAT ADJUSTABLE TO 180°F
- TOP, FRONT, AND REAR CIRCULATION PORTS
- EASY ACCESS TO BURNER AND SPARK IGNITION
- FULL SIZE HAND-HOLE CLEANOUT
- SMALL VENT SIZE & TOP MOUNT WATER CONNECTIONS
- FURNISHED WITH HEAVY GAUGE STEEL LEGS

Performance

- UP TO 82% THERMAL EFFICIENCY
- HFO FOAM INSULATED
- DESIGN TESTED & CERTIFIED BY CSA LABORATORIES



SPECIFICATIONS AND APPLICATION DATA

DIMENSIONS IN INCHES

MODEL NUMBER	NOMINAL CAPACITY (GAL)	BTU INPUT NAT & LP GAS (BTU)	THERMAL EFFICIENCY %	GPH RECOVERY @ 100° RISE (GAL)	JACKET DIAM (IN)	FLOOR TO		VENT DIAM (IN)	APPROX. SHIP WEIGHT (LBS)
						TOP OF VENT (IN)	TOP OF WATER FITTINGS (IN)		
D-75-365-AS/ASME	75	365,000	80	358	30 ¼	75 ¾	N/A	8	946
D-75-399-AS/ASME	75	399,900	81	393	30 ¼	75 ¾	N/A	8	963
D-80-125-AS	80	125,000	80	121	26 ¼	73 ¼	70 ½	5	597
D-80-165-AS	80	165,000	80	160	26 ¼	75 ¼	70 ½	6	631
D-80-180-AS	80	180,000	80	175	26 ¼	75 ¼	70 ½	6	628
D-80-199-AS	80	199,900	81	194	28 ¼	68 ¼	64 ¼	10	675
D-80-512-AS/ASME	80	512,000	82	496	30 ¼	72 ¼	N/A	6	939
D-100-199-AS	100	199,900	80	194	30 ¼	73 ¾	68 ¼	6	745
D-100T-199-AS	100	199,900	81	194	28 ¼	78 ¼	74 ½	6	752
D-100-250-AS/ASME	100	250,000	81	242	30 ¼	73 ¾	68 ¼	6	824
D-100-270-AS/ASME	100	270,000	80	262	30 ¼	73 ¾	68 ¼	6	820
D-100-300 AS/ASME	100	300,000	81	291	30 ¼	73 ¾	68 ¼	7	815

For propane (LP) gas model add suffix "LP", for SCAQMD review ultra low NOx spec sheet maximum hot water deliverability at various time periods

75, 80, & 100 Gallon Capacities
Up to 512k BTU Input
Natural & LP Gas



SCAN HERE!

For more info about the
HEAVY DUTY LOW NOx



HEAVY DUTY ULTRA-LOW NO_x

Commercial Gas Water Heaters

Features

- ULTRA-LOW NO_x BURNER
- AUTOMATIC MOTORIZED FLUE DAMPER
- AUTOMATIC GAS THERMOSTAT ADJUSTABLE TO 180°F
- TOP, FRONT, AND REAR CIRCULATION PORTS
- EASY ACCESS TO BURNER AND PILOT
- FULL SIZE HAND-HOLE CLEANOUT
- SMALL VENT SIZE & TOP MOUNT WATER CONNECTIONS
- FURNISHED WITH HEAVY GAUGE STEEL LEGS

Performance

- UP TO 82% THERMAL EFFICIENCY
- HFO FOAM INSULATED
- APPROVED RATINGS & CERTIFICATIONS
- TESTED & LISTED WITH ETL-INTERTEK



80 & 100 Gallon Capacities
Up to 512k BTU Input
Natural Gas



SPECIFICATIONS AND APPLICATION DATA

DIMENSIONS IN INCHES

MODEL NUMBER	NOMINAL CAPACITY (GAL)	BTU INPUT NAT GAS (BTU)	THERMAL EFFICIENCY %	JACKET DIAM (IN)	FLOOR TO		VENT DIAM (IN)	APPROX. SHIP WEIGHT (LBS)
					TOP OF VENT (IN)	TOP OF WATER FITTINGS (IN)		
ULN80-125	80	125,000	81	26 1/4	71 3/4	69 1/2	5	629
ULN80-165	80	165,000	80	26 1/4	71 3/4	69 1/2	6	670
ULN80-180	80	180,000	80	26 1/4	72 3/4	69 1/2	6	670
ULN80-199	80	199,900	81	28 1/4	68 1/4	64	6	690
ULN80-399	80	399,900	81	30 1/4	74 1/4	N/A	8	950
ULN80-512	80	512,000	82	30 1/4	76 1/4	N/A	10	1,001
ULN100-199	100	199,900	81	30 1/4	73 1/4	68 1/4	6	783
ULN100T-199	100	199,900	81	28 1/4	78 1/4	74 1/4	6	794
ULN100-250	100	250,000	81	30 1/4	72 3/4	68 1/4	6	862
ULN100-270	100	270,000	81	30 1/4	72 3/4	68 1/4	6	850
ULN100-300	100	300,000	81	30 1/4	72 3/4	68 1/4	7	855

SCAN HERE!

For more info about the
HEAVY DUTY ULTRA-LOW NO_x



COMMERCIAL STORAGE

Commercial Storage Tanks

Features

- FULL SIZE HAND-HOLE CLEANOUT
- ASME CONSTRUCTION AVAILABLE

Performance

- HFO FOAM INSULATED



80, 120, & 200 Gallon Capacities
ASME Options Available



SPECIFICATIONS AND APPLICATION DATA

MODEL NUMBER	NOMINAL CAPACITY (GAL)	JACKET DIAM (IN)	DIMENSIONS IN INCHES		CONNECTION SIZES		
			FLOOR TO TOP OF TANK (IN)	TOP OF TANK (IN)	TOP HOT WATER (IN)	CIRCULATION LINES (IN)	T&P VALVE (IN)
ST-80-AS	80	26 ¼	56 ¼		2	2	1
ST-120-AS	120	28 ¼	68		2	2	1
ST-120-ASME	120	28 ¼	68		2	2	1
ST-200-ASME	200	32	78		2 ½	2 ½	1

SCAN HERE!

For more info about the
COMMERCIAL STORAGE



Warranties

Residential

Standard six (6) year limited warranty on tank and component parts upgradable to twelve (12) year limited warranty on tank only at an additional cost.

Commercial

Standard four (4)* year limited warranty on tank and one (1) year on component parts. Five (5) year limited warranty on storage tanks.

* "HE" models have a standard three (3) year limited warranty on tank, and one (1) year limited warranty on components.

For more information, please see product warranty, or go to www.americanstandardwaterheaters.com, or call Toll Free: 1 (800) 900-9063



For Technical Assistance:

Commercial Technical Support:

Extension: #3
24-hour service

Residential Technical Support:

Extension: #2
Monday to Friday
8:00a.m. to 4:30p.m. PST

For Warranty, Parts & Service Assistance:

Extension: #2
Monday to Friday
8:00a.m. to 4:30p.m. PST

Notes

SETTING THE **NEW** STANDARD



American Standard[®]
— WATER HEATERS

225 Dyer St., Providence, RI 02903
Toll Free: (800) 323-9651

Effective Date: 1.06.26